

When Good Things Happen to Bad Checks

Mary Smith
1843 Elm St.
Smithtown, PA 42563

PAY TO THE
ORDER OF

Big Bank
Seahurst Branch

For

65498 345"

NSF

19
\$
DOLLARS

1543

F 3220
6

Redeposit.com

Turn a bad check good,
and put extra money in
your pocket.

Finally an easy answer
to bad checks.

HOW THE SYSTEM WORKS (AN OVERVIEW):

- Redeposit.Com provides a Secure Internet site or Windows based software for input of check data.
- Do the redeposit yourself or have one of our agents process the checks for you.
- Simply enter the check information into our easy to use system, we do the rest.
- Redeposit.Com's processing center makes an electronic deposit through the ACH (Automated Clearing House) for the recovery of the returned check.
- The face amount of the check will be electronically deposited. Once the face amount of the check is recovered, the fee amount can be collected.
- Money is electronically deposited to your account in just a few days.
- Detailed reporting is available on our web site twenty four hours a day 365 days a year or is automatically transmitted back through our software.

BENEFITS OF Redeposit.Com:

Cost Effective.

- One additional deposit opportunity on a returned NSF check vs. paper collection – a total of three deposits are allowed (1 paper, 2 electronic, or, 2 paper, 1 electronic).
- In most instances, checks submitted electronically are cleared before paper checks.
- Reduced processing expenses.
- No bank redeposit charges.
- Submit checks immediately or use **SMART DATES** (you determine what date the checks hit the bank) this is always 1 business day after you submit the check to us provided you transmit before the cutoff time.

Expedient

- Recover NSF funds in days instead of a much longer period experienced with traditional methods.
- Immediately resubmit items that are returned.
- Representment Recovery Rate
 - As high as 85% – 95%.
- **Very Low NSF Fee and Never a bank fee to the client.**
- Consumers benefit - Consumers are returned to open to buy status more quickly as a result of more rapid recovery and clearance of negative records.

George
would
approve....

Step 1

Entering Checks

Checks are either entered into this screen, or uploaded in a file to our system.

Enter Checks

Unbatched RCK Transactions for TEST
(a printable version of this data is available by selecting 'BATCH OUT' from the main RCK screen)

Item#	Unique ID	Check Writer	Date	Check #	Routing #	Account #	Check Amount	Fee	Merchant
1	MSD3465543	JOHN SMITH	08/01/00	125	021000021	987654123	\$123.00	\$25.00	ABC STORES

Routing #: 021000128 Account #: 6546115661 Check #: 225 Check Amount: \$35.00 Check Date: 09/01/00

Unique ID: MSD3479 Fee: _____

Merchant Name: ABC STORES

Check Writer: DON WILLIAMS

Address: 654 MAIN ST

City: SMALL TOWN State: TN Zip: 69606

Phone: 888-555-1234

This information is correct. Continue

Step 2

Batch Out

Turn the checks you entered into the system into a file and send them on their way.

This step will finalize the number of checks you are submitting for processing, and will provide you with a confirmation report.

Batch Out

The following Transactions will be batched out:
(Use CTRL-P to print this screen)

Item#	Unique ID	Check Writer	Date	Check #	Routing #	Account #	Check Amount	Fee	Merchant
1	MSD3465543	JOHN SMITH	08/01/00	125	021000021	987654123	\$123.00	\$25.00	ABC STORES

The filename will be: TEST1018.RP1
This file will be processed on 10/18/00
Results will be due on 10/25/00

[Click here to continue \(and batch out these transactions\) if this is correct](#)
[Click here to close this window \(and not batch out these transactions\) if this is not correct](#)

File TEST1018.RP1 has been successfully created

Total number of checks: 1
Total dollar amount of checks: \$123.00
Total number of fees: 1
Total dollar amount of fees: \$25.00

[Click here to close this window](#)

Use CTRL-P to print this screen.

Step 3

View Results

View your results, get a list of paid checks and a dollar amount that's being deposited into your account.

View Results File

Results Files for TEST CUSTOMER (TEST)

File	Download	Results
TEST0810.OU4	Download	Results

[Click here to close this window](#)

Results for file: TEST1014.OU1

ALL ITEMS

[Back to file list](#) [Download this file](#)

All Paid List ROI List

Click on a column heading to sort results by that column
(Use CTRL-P to print this screen)

A/R = Already Resubmitted

Unique ID	Check Writer	Check Date	Check Number	Routing Number	Account Number	Check Amount	NSF Fee Amount	Merchant	Fee	Results	Fee to Results	Change to PAID
Item#1	John Q. Public	10/01/00	101	123123123	123456	\$199.99	\$25.00	EFT	PAID	PAID		
Item#2	John Q. Public	10/02/00	102	123123123	123456	\$99.95	\$25.00	EFT	ROI	PAID	Change	
Item#3	Jane Doe	10/01/00	122	123123123	194679	\$100.00	\$25.00	EFT	PAID	ROI	Change	
Item#4	Jane Doe	10/05/00	231	123123123	194679	\$29.95	\$25.00	EFT	ROI	ROI	Change	
Item#5	Jane Doe	10/10/00	302	123123123	194679	\$39.95	\$25.00	EFT	PAID	PAID		
Totals						\$469.94	\$125.00					

Redeposit.Com allows a third deposit, 1 additional deposit beyond normal banking abilities

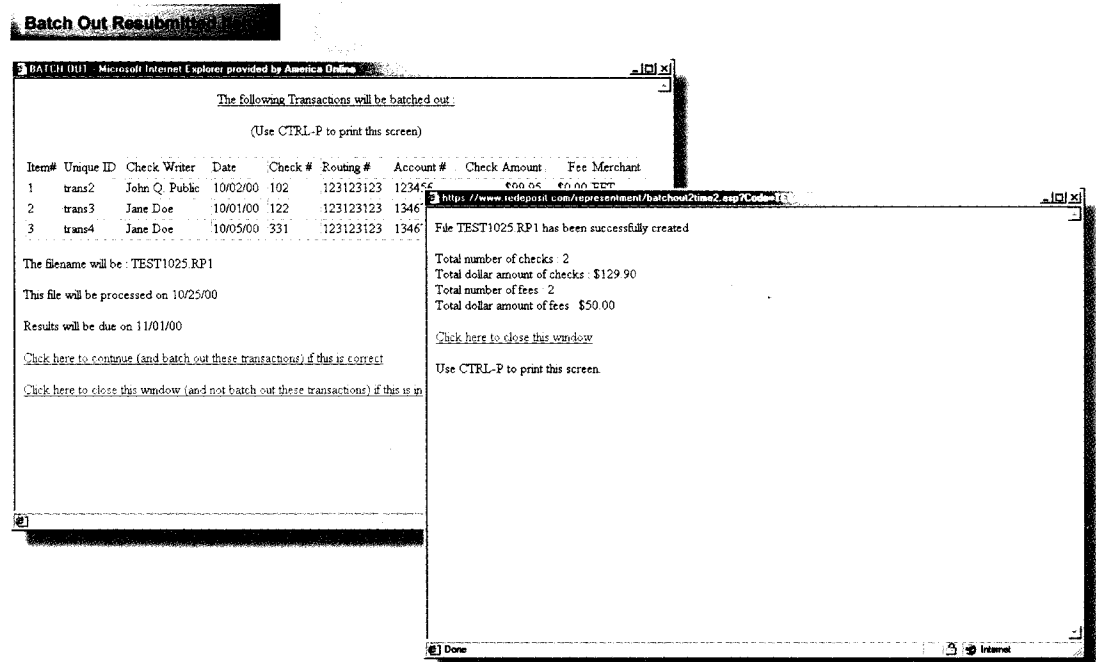
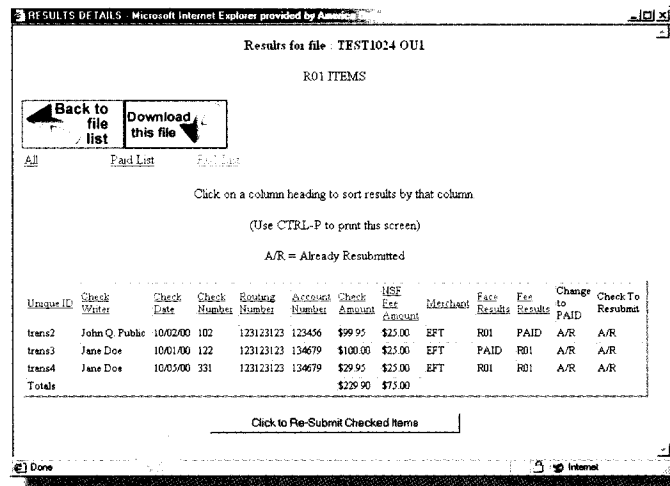
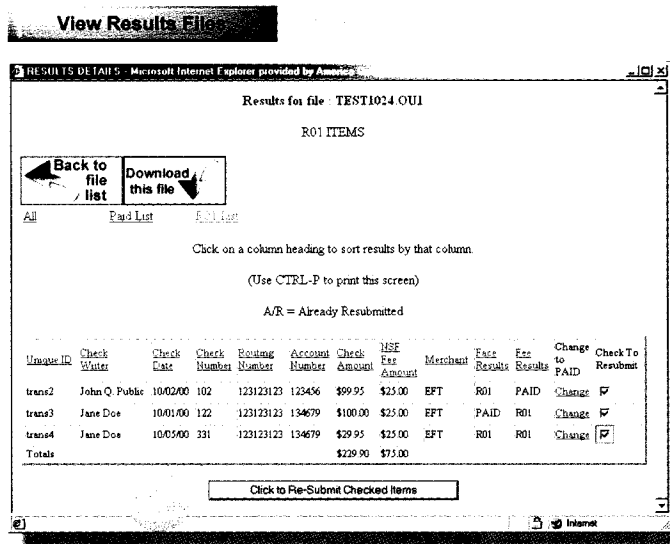
1. Select "View Results File" Now select the file to be process, select "R01 List", place a "check" mark at the end of the check line to be sent.

2. Once all the checks have been selected click the "Click to re-submit check items" Button.

3. Once you have clicked the "Click to re-submit check items" Button, A/R will appear at the end of each check line selected for processing. This indicates the checks that are marked for processing.

4. "Batch out re-submitted items" button. Once all files are processed, Batch out the files. All checks will be combined and processed in one new file. This screen will show you the name of this new file. Consider Batching out the files on "Smart Dates" i.e. the first or the 15th of the month or on fridays. This will increase your recovery rate.

5. Your final confirmation for the check that you have processed. Please print this screen.



OTHER SERVICES OFFERED

AUTOMATED PAYMENTS

BENEFITS OF EFT:

EFT is safe, accurate, and convenient. EFT assures you and your customers that payments will be processed accurately and on time, every time.

Here are just some of the many benefits of EFT:

- Low per transaction cost.
- Speed Up Deposits / Improve Cash Flow.
- Save Time / Money.
- Save Bank Processing.
- Payment always received on time.
- Dramatically improves cash flow.
- Complete reporting through our state-of-the-art software telling you exactly what was paid and what was unpaid and the reason for non-payment.
- Very low NSF fees on return items compared to paper returns.
- No more deposit slips or late notices to mail out.

LOCKBOX TRUNCATION (all the benefits of EFT Plus)

Consumers continue to enjoy the convenience of mailing their bill payments to companies, along with the advantages of mail and collection float associated with such payments. Lockbox truncation focuses on methods that enable merchants or corporations to increase processing efficiency within the lockbox setting, by reducing collection float and other check collection costs, through the truncation and conversion of paper checks to electronic entries.

POS CONVERSION

Point of Sale Conversion is a service of the EFT Network (EFTN) whereby a merchant truncates or converts a paper check at the point of sale – the cash register, to an immediate deposit, with cash available in as little as 24 hours. Conversion is accomplished using a check reader, credit card terminal, and printer.

Benefits of POS Truncation: (in addition to the benefits of EFT and Lockbox features you will also be provided with the following)

- Verification Using National Database.
- Speed-up Return Check Handling.
- Automatic Collection of fees.

Redeposit.Com

4 Broadway • Suite 9 • Valhalla • NY 10595

Tel: 800.492.2794 • Fax: 914.422.3882 • www.redeposit.com